



10 GREAT IDEAS to Turn Your Backyard into the Ultimate Staycation DESTINATION

AtlantaDecking.com | 770.781.4641



Get inspired in 2023!

Balancing your professional life, personal life and social commitments may present challenges that only a vacation can remedy. And while a vacation may seem like a luxury — it is a necessity for our own health and well being. Yet, oftentimes getting away can be virtually impossible.

Maybe it's time to consider a much more accessible vacation destination—your back yard.

For so many people, that space is a blank canvas brimming with possibilities. But where to begin?

The most enjoyable backyard retreats incorporate basic and familiar elements: earth, water, and fire. Toss in a structure or two, sprinkle in some design and voila, you have transformed your home into a vacation destination.

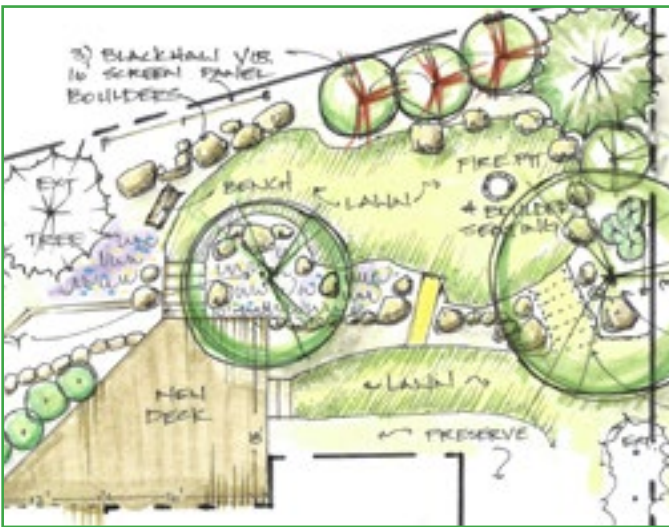
Our 2023 eBook is filled with great ideas and suggestions that will inspire you to create memories that will last a lifetime!





The floor plan

Every successful project begins with a vision. Start by creating a “floor plan” for your backyard. Consider what you need to extend your livable space in terms of rooms.



Begin by envisioning how you'll use the space. Looking for a place to simply relax or entertain in? A deck or back porch may be the answer. If you're a serious chef, an outdoor kitchen with a bar area for guests could be important. Neighbors who are a little too close may necessitate a privacy fence or hedge. Zen moments can be created with a water fountain or small waterfall — restoring your peace and tranquility.



This e-book will walk you through 10 different outdoor room solutions to help you imagine what's possible just outside your back door!



1

Extend your vacation with a deck or patio

Your next vacation could be just outside your back door. Not only is a **deck** a great space to relax or entertain, but it adds beauty and value to your home. Add a **pergola** covered with luxurious vines and place an abundance of plants in containers onto the deck to bring some life and color to your extended living space.



1

Conceive your very own staycation oasis

Make your **deck** a vacation destination by defining different activity or relaxation zones within the space. If your deck has multiple levels, carve out specific spaces for dining and for relaxing. For example, create a secluded reading area that allows you to curl up with a good book. Or, if catching some rays is your thing, designate a place for your lounge furniture.



The relaxing appeal of a back porch

A **back porch** is one of the most popular ways to enjoy an outdoor room without dealing with insects or inclement weather. Use your extra living space to enjoy hobbies, spend quiet time reading, play board games with the family — or even entertain.

Customize your back porch to fit your favorite style, whether it's exotic, modern, tropical, rustic or more traditional.



2

The back porch becomes your favorite room



Landscapes that beguile

Adding a **deck** or patio can be an extension of your home's architecture. Use planting beds, container gardens, and weatherproof furniture to decorate the outdoor space. Place pretty containers in your backyard seating areas and grow fragrant favorites like Jasmine or Gardenias. Try placing a few stones to add visual interest in plant beds or go all-out with stone walls and paths. Durable and dramatic, stone can also help tie together different living spaces around your yard when placed strategically.



3

An air of destination

Lush plantings create an instant vacation feel to any setting. There are numerous traditional landscaping and garden styles which you can model your own after. Or, you can be creative and incorporate elements from different styles to create your own personal design. Want something a little more exotic to attract friendly conversation? Consider an Asian-style **gazebo** for relaxing or entertaining — it's sure to solicit oooh's and ahhh's!



4

A little privacy please

Give yourself a sense of escape by creating privacy in your backyard. Whether you frame your outdoor oasis on two or three sides with hedges or fences, or use shrubs to shield it from your neighbors, you'll be pleased with the tranquility and security it brings.

If you choose to add an outdoor room, it will feel more like a vacation setting if it has some element of enclosure. **Fences** and garden walls ensure privacy for patios, but you can also use lattice or **pergolas** to define your outdoor spaces.



4

Imagine a private sanctuary

You can also landscape your yard to achieve the privacy you desire. A well-placed tree or bushy hedge can help create a discrete outdoor area.

Hanging outdoor curtains or growing a natural barrier of flowers with a trellis and some climbing clematis are the perfect additions to an **arbor**. **Privacy gates** and **fences** offer seclusion and beauty.



Al fresco what a way to dine!

One of the joys of cooking outdoors is dining al fresco. The trick is to design a dining oasis that is flexible enough for an intimate supper for two or for a large gathering of friends and family.

A great strategy is to incorporate a **pergola** that creates boundaries for your backyard eatery. This dedicated covered space works particularly well with a patio and patio seating. An added benefit is that a pergola offers elegant protection and shade for your outdoor furniture or kitchen.



5

Dine al fresco under a canopy

Complete your picture-perfect retreat by fortifying your **pergola** with flowering plants, ivy, and vines to add fragrance and beauty. For night dining, don't forget to add fanciful string lights.



Eat, drink and entertain!

Spring through fall, do you grill at least twice weekly and love eating outdoors? Then an **outdoor kitchen** should be part of your plan!


Ideally, your grill should feature a countertop for food prep, some closed storage, and a separate side burner. Add a refrigerator and sink to simplify food prep and cleanup. Your outdoor kitchen can be as elaborate as the image (below) featuring a pizza oven, rotisserie barbecue and smoker. Or, keep things simple with a freestanding grill, table and chairs. Be sure to allow plenty of room for guests to relax without crimping the chef's style.



6

Eat, drink & stay cozy

Small touches like sun umbrellas can go a long way toward adding both color and comfort. For more permanent protection from sun and rain, choose a **fixed roof pavilion** or **barbecue shed roof structure** for your favorite chef. Add lighting and you've got the perfect staycation oasis!



Atlanta Decking designs and builds pergolas, BBQ sheds and other outdoor wood projects. We can suggest masons who can design/build hardscapes and outdoor kitchen.



Create a water wonderland

A backyard pond with tranquil water is the perfect way to enjoy your morning coffee or wind down for the evening with a glass of wine. Your private retreat might include fountains, bird baths or other small water features that can attract birds, frogs, and butterflies. They bring a variety of sights and sounds to give you the feeling of a far away destination in your own backyard.




The allure of h2o

Who doesn't like to visit the ocean or a peaceful lake? The common theme is water. Closer to home, water is reflective and soothing and can even veil the sounds of traffic or noisy neighbors.

There are many ways to bring water to your outdoor oasis. It can be as simple as adding a small fountain that sits atop a patio table, or as grand as installing a backyard pool.

To bring the benefits of water to your yard, you can install waterfalls or use a self-contained fountain for a similar effect at a lower cost.

If you have an inground pool, consider a wood **deck** surrounds (like the one in bottom left) that keep things softer underfoot versus concrete.



Stunning structures

Detached, free-standing **pavilions** and **arbors** make your backyard unique and appealing. A pavilion draws guests' attention and makes them want to spend more time outdoors, making entertaining a breeze. It becomes the perfect spot for hosting gatherings, parties and barbecues. It can transform your outdoor space into a luxurious resort-like retreat. In fact, you can add all sorts of amenities such as a hot tub, television/sound system, a fireplace and comfortable furniture to make it feel like a luxurious vacation spot.



8

A multi-use focal point

Backyard structures may even serve a variety of uses. Consider using pavilions to cover hot tubs, inground pools and spas, dining or other activities.

Other types of independent 'outdoor rooms' include **gazebos**, **pergolas**, **patio covers** and **arbors**. Each are unique, transformative, and will last for many years — typically providing increased value at resale.



Bridge the gap

Beautifully designed **wood bridges** can serve as a unique focal point in a backyard garden or by a stream. Decorative wooden bridges are a great solution for homeowners with properties that are split by a creek or suffer from poor drainage. There are plenty of beautiful options available, from arched and decorative to straight, expansive wooden bridges. The structure should complement your current landscaping while providing high and dry access to other areas of your yard.



9

Stay high & dry over wet yards

While some backyards are naturally easy to walk through, others can be muddy, rocky, or have some odd slopes and hills that can make them challenging to navigate. Adding a **wooden boardwalk** can really enhance your enjoyment of the space. These special walkways offer a smart and simple answer to problem areas in your yard. Their natural design enables you to see wildlife and take advantages of areas on your property that were previously inaccessible or underused. Boardwalks not only look great—they can also enhance and organize your landscaping at the same time.



10

Styling backyard storage

Who wants to pay expensive, monthly storage fees when you can build a custom **storage shed** that's conveniently located right at home? And you don't have to settle for a space that's boringly utilitarian. Instead, if well designed, it can be a beautiful accent for your yard. Plus, the right exterior can complement your home — whether it's southern traditional, mid-century modern, rustic, clapboard, or other architectural style.



10

A mini dream space

A custom outbuilding can contain anything you require of it. Oftentimes it holds seasonal items like garden tools, bikes, sporting equipment, hoses, swimming pool or beach toys. But don't limit it to that! People also deploy them for artists studios, workshops, garden potting areas, and other personal uses. Also, it's worth noting, your storage area doesn't have to be a separate building. An unused area **under a deck** can transform into a dry, useable space that's perfect for crafts or hobbies — such as the carpentry space below.



Atlanta Decking designs and builds detached backyard sheds. We can suggest other pros for paint, electrical and plumbing, if needed.





Ready to Get Started?

Let's create a memorable staycation now so you can enjoy a fabulous backyard space for years to come. Whether you choose to add a porch or deck, build a pergola, add a privacy fence, or any combination of the above, you'll maximize your backyard space while adding value to your property.

In this eBook, we have featured several examples to get you inspired. Over the years we have helped thousands of our customers transform their backyards and their homes.

Check out other examples [here](#) and be sure to **subscribe to our newsletter** to receive helpful articles and tips for your home.

AtlantaDecking.com | 770.781.4641

I'd like a FREE design consultation

